

OBIEE Dashboard:

**Graduation Tracking Status for students
in "Applied" status**

Summary of Steps:

- 1. my.WSU
- 2. Main Menu → OBIEE Reporting
- 3. Dashboards → Undergraduate Advisor Management
- 4. Select "Graduation Processing"

my.WSU:

<https://my.wsu.edu>

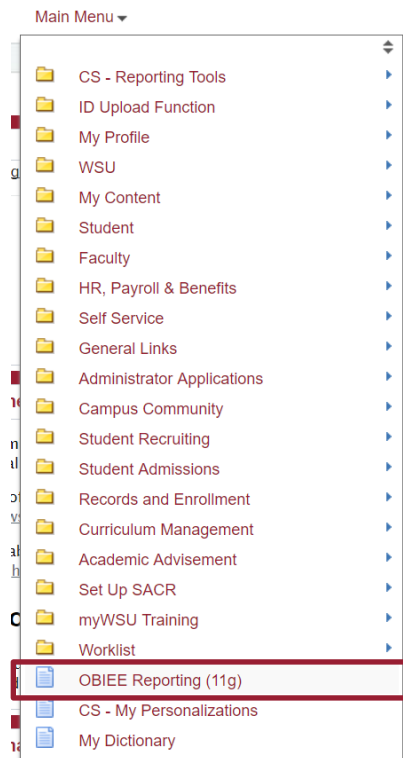
Questions?

wsu.graduations@wsu.edu

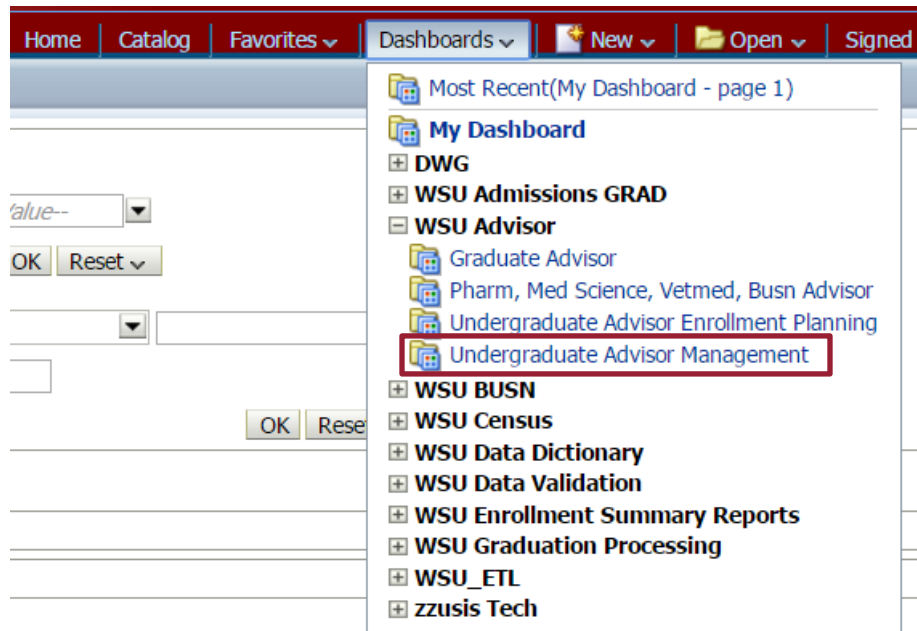
Detailed Instructions:

- 1. Sign-in to my.WSU, select "Main Menu", and select "OBIEE Reporting"

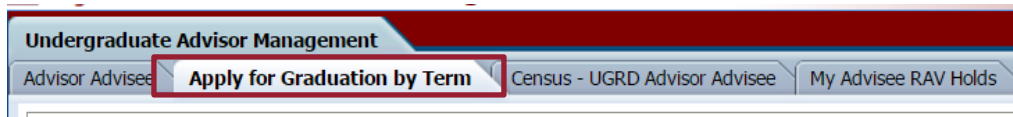
You may need to disable your browser's pop-up blocker.



2. Select “Dashboards” and “Undergraduate Advisor Management”



3. Select the “Apply for Graduation by Term” tab



4. Overview of Dashboard

A. Select "Graduation Processing" to view report

Advisor Advisee **Apply for Graduation by Term** Graduation Application Inactivated Bookings Reports Census - UGRD Advisor Advisee My Advisee RAV Holds Summer UGRD Session Class Search Recruitment/GPA by Course Prefix (SDW) Academic Standing(SDW) »

Apply for Graduation by Term **Graduation Processing**

Expected Grad Term: 2217 Academic Career: --Select Value-- Graduation Status Code: NREV Academic Group: --Select Value-- Academic Program: --Select Value-- Degree Checkout Status: AG Campus: --Select Value-- ADVISOR_NAME: --Select Value-- **Apply** **Reset**

This dashboard is using real time Graduation Tracking data. It is used by the employees of the Registrar Office who are clearing non Graduate Student degrees for a given term.

GTS Code = Grad Tracking Status
500 = 500 Course(s), ZYV = 7 Yr VETM/UGRD/HONORS, ACTV = Prog w/o Appl, ARI = AR Issue, AV = Awarded, BEG = BEG, COMP = Complete, CUW = UIW/SU Co-op Courses, DCI = Date change in, DOC = Date change out, EXIT = EXIT - Exit Interview, ECP = Fut Career Prog, EL = CAS Foreign Language, EFB = Fut-Post Bac, ESB = CAS Foreign Language, GRAD = GPA low for degree or major, GPAM = GPA low for minor, HON = Honors College, HPPC = HOLD-Program/Plan Change, HTI = Hold Term Issue, INAC = Inactive, INCM = Incomplete Minor, INCP = Incomplete, INEL = Ineligible, INTR = Internship, IPC = In Process Complete, IXG = I, X or Blank Grade(s), JWP = JWP, MEH = MEH, NOTV = Not Valid, NREG = Not reviewed, S120 = Less 120 Units, TEAC = Student Teaching, TCB = Transfer Work, UD40 = Less 40 UD Units, WCPES = WP & Course Req., WPE = WP - missing Writing Portfolio, WPEX = WP & Exit, STL = [Old] STL - IC GRADES

Graduation Processing (CS)

Name	ID Number	Plan Description	Graduation Status Code	Graduation Status Description	Degree Checkout Status	Status Dt	Advisor Name	Service Indicator	Acad Group Description	Academic Program
------	-----------	------------------	------------------------	-------------------------------	------------------------	-----------	--------------	-------------------	------------------------	------------------

B. Input sort parameters from drop downs

- To "Select All", click "search" at the bottom of the drop down. This will open the below box which allows users to select all, or pick and choose items. This is especially useful for the Grad tracking status field, as there are many and it is often desired to view all at one time.
- The "Advisor Name" sort field is not currently working as expected in OBIEE, but we find that exporting to Excel allows for better presentation and sorting of OBIEE returns anyway.

GRAD = GPA low for degree or major, GPAM = GPA low for minor, HON = Honors College, HPPC = HOLD-Program/Plan Change, HTI = Hold Term Issue, INAC = Inactive, INCM = Incomplete Minor, INCP = Incomplete, INEL = Ineligible, INTR = Internship, IPC = In Process Complete, IXG = I, X or Blank Grade(s), JWP = JWP, MEH = MEH, NOTV = Not Valid, NREG = Not reviewed, S120 = Less 120 Units, TEAC = Student Teaching, TCB = Transfer Work, UD40 = Less 40 UD Units, WCPES = WP & Course Req., WPE = WP - missing Writing Portfolio, WPEX = WP & Exit, STL = [Old] STL - IC GRADES

Select Values

Available

Name Contains

Match Case

ARI
DCI
DCO
INCP
INEL
NOTV

Selected

NREV

OK **Cancel**

NREV Not reviewed Applied to Graduate 7/18/2021 Andersen Kim

C. Export to Excel

- i. The export function is accessed at the bottom of the OBIEE report page.
- ii. Once exported, normal Excel data organization and analysis features are available.

