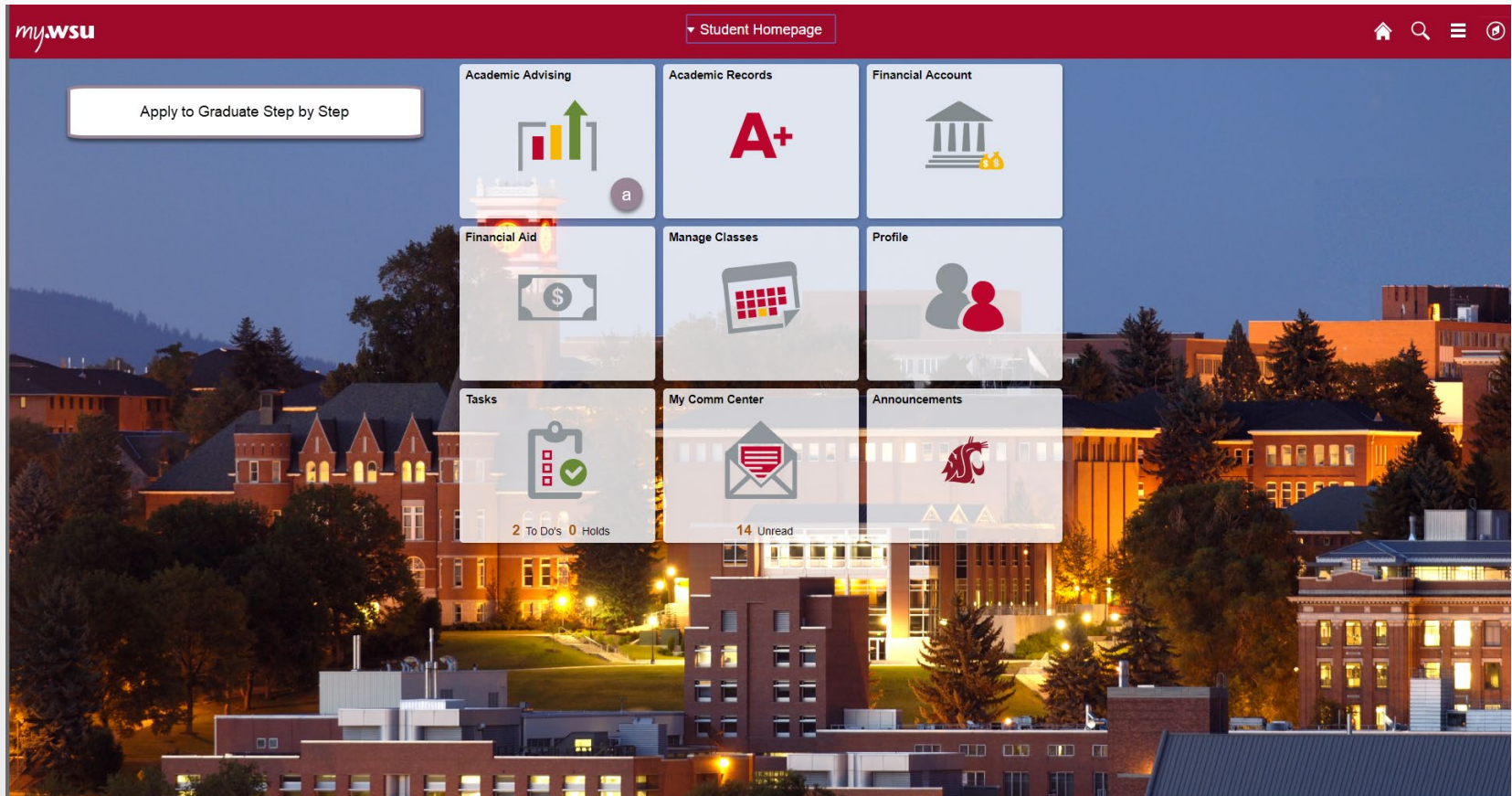


How to Apply to Graduate

Undergraduate ~ MD ~ DVM ~ Pharmacy ~ MBA

a) Select “Academic Advising” from Student Homepage





b) Select “Apply to Graduate”

Student Homepage Academic Advising

Advisors

- Academic Progress
- View Transfer Credit Report
- Apply to Graduate** **b**
- Register to Walk
- View What-if Report

Advisors

Name	Program / Plan	Email / Phone



c) Select “Apply for Graduation”

Student Homepage Apply to Graduate

Select the Apply for Graduation link to proceed with your application. If the link is not visible you may not be eligible for graduation at this time. Please see your Academic Advisor for more information.

Program: Civil Engineering, BS

Washington State University | Undergraduate

Degree: BS Civil Engineering
Major: Civil Engineering

[Apply for Graduation](#)

**d) Select Expected Graduation Term from drop down.
If your desired Graduation Term is not available you will
need to try again at a later date.**

Student Homepage **Select Graduation Term** Home Search Menu Profile

Advisors The academic program listed below was selected to apply for graduation. If this is not correct, return to the previous page and select a different academic program.

Academic Progress Select a valid term to apply for graduation by selecting a value from the dropdown. Only terms in which you are able to apply for graduation will be displayed.

View Transfer Credit Report

Apply to Graduate **Program: Civil Engineering, BS**

Register to Walk **Washington State University | Undergraduate**

View What-if Report Degree: BS Civil Engineering
Major: Civil Engineering

Expected Graduation Term

Select Different Program Continue



e) Verify that all information is correct

Student Homepage Select Graduation Term Home Search Menu Profile

Advisors

Academic Progress

View Transfer Credit Report

Apply to Graduate

Register to Walk

View What-if Report

The academic program listed below was selected to apply for graduation. If this is not correct, return to the previous page and select a different academic program.

Select a valid term to apply for graduation by selecting a value from the dropdown. Only terms in which you are able to apply for graduation will be displayed.

Program: Civil Engineering, BS

Washington State University | Undergraduate

Degree: BS Civil Engineering
Major: Civil Engineering

Expected Graduation Term

Graduation Instructions

Please verify that ALL the above information is correct. If there are any errors, please contact your advisor after applying.

Select Different Program **Continue**

f) Select “Continue”



g) Select “Submit Application”

Student Homepage Graduation Instructions Home Search Menu Profile

- Advisors
- Academic Progress
- View Transfer Credit Report
- Apply to Graduate**
- Register to Walk
- View What-if Report

Program: Civil Engineering, BS

Washington State University | Undergraduate

Degree: BS Civil Engineering
Major: Civil Engineering Expected Graduation Term 2019 Summer Session

Graduation Instructions

Please verify that ALL the above information is correct. If there are any errors, please contact your advisor after applying.

- For more graduation information, please visit <http://graduations.wsu.edu/>.
Your amount for graduation is \$ 50.00. This total includes any applicable late fees.

Submit Application g

Select Different Program Select Different Term



h) Select “Pay Now”

The “Total to be charged by WSU” will reflect any applicable late fees

Student Homepage Payment Verification

Advisors

Academic Progress [Click here to make any corrections](#)

View Transfer Credit Report

Apply to Graduate

Register to Walk

View What-if Report

Graduation Fees \$50.00
Total to be charged by WSU \$50.00

[Pay Now](#) [Cancel](#)

A new window will open – pop-ups must be allowed



i) Edit and Review Information

WASHINGTON STATE UNIVERSITY
World Class. Face to Face.

Washington State University
Graduation Payment

A-Z Index Campuses myWSU WSU Search WSU Home

i To make a payment for application to graduate (this payment is non-refundable), please enter and review your information then click below

WSU ID

Campus

Term

Degree

Program

Amount Owed \$

Email Address

j [Click Here](#)

Please submit your payment by clicking only once below and waiting for your credit card confirmation number to be displayed. When the internet is busy, this may take several minutes.


Information Technology, PO Box 641222, Washington State University, Pullman WA 99164-1222, 509-335-4357, [Contact Us](#)

Copyright © 2018 Board of Regents, Washington State University | Accessibility | Policies | Copyright

j) Select “Click Here” to continue



k) Enter required billing information and select "Next"

WASHINGTON STATE UNIVERSITY  UNIVERSITY Credit Card Secure Payment Site

Billing Payment Review Receipt

Billing Information

* Required field

Address *

City *

Country *

State/Province *

Zip/Postal Code *

[Cancel Order](#)

Your Order

Total amount	\$50.00
--------------	---------

k Enter the required information and select "Next"



I) Enter required payment information and select "Next"



WASHINGTON STATE UNIVERSITY Credit Card Secure Payment Site

Billing **Payment** Review Receipt

Payment Details 🔒


* Required field

Card Type *

 Visa  Mastercard

Card Number *

CVN
This code is a three or four digit number printed on the back or front of credit cards.

Expiration Date *

[Cancel Order](#)

Your Order


Total amount	\$50.00
--------------	---------

I

Enter the required information and select "Next"




m) Review and Confirm payment information and select "Pay"


WASHINGTON STATE UNIVERSITY  UNIVERSITY Credit Card Secure Payment Site


Billing Payment **Review** Receipt

Review your Order

Payment Details

Card Type 

Card Number xxxxxxxxxxxx 

Expiration Date 

[Back](#)

Your Order

Total amount \$50.00

m Review all information and select "Pay"

[Cancel Order](#) [Pay](#)



n) Confirmation Page

It is recommended you save this page for you records

A-Z Index Campuses myWSU WSU Search WSU Home

WASHINGTON STATE UNIVERSITY
World Class. Face to Face.

Washington State University
Graduation Payment

Card Processed Successfully **n**

WSU ID: [REDACTED]
Amount Charged: \$50
Card ending in: [REDACTED]
Authorization Code: [REDACTED]

Save for your records

You have successfully paid your fee! For commencement information and to register to walk in the commencement ceremony, please visit [Commencement](#). Thank you for your time.

[Information Technology](#), PO Box 641222, Washington State University, Pullman WA 99164-1222, 509-335-4357, [Contact Us](#)

Copyright © 2018 Board of Regents, Washington State University | [Accessibility](#) | [Policies](#) | [Copyright](#)



myWSU Payment Verification

The screenshot shows the myWSU Payment Verification page. The top navigation bar is dark red with a white home icon, a search icon, a menu icon, and a refresh icon. The page title is "Payment Verification". On the left, there is a sidebar with navigation links: "Student Homepage", "Advisors", "Academic Progress", "View Transfer Credit Report", "Apply to Graduate" (highlighted with a green checkmark), "Register to Walk", and "View What-if Report". The main content area has a dark red header with the text "Thank you for applying to graduate!". Below this, a white box with a grey border contains the following text: "Repeat steps c-n as needed for multiple programs. Each Degree requires an application. Undergraduate Certificates require an application. MBA Certificates require an application. If you wish to apply for program that is not listed contact your advisor for that program."

Repeat as necessary for multiple degrees and/or certificates